

02™ Series Modular Walls | Thin Base | Grade 1

[5] 10' x 8' x 85"H ROOMS W/ POWERED MODULAR WALLS & STANDARD [HINGED] DOORS


- EXTERNAL SIDES: 85"H FROSTED TEMPERED GLASS PANELS
- INTERIOR SIDES: 39"H FABRIC PANEL + 14"H + 14"H + 18"H FROSTED TEMPERED GLASS STACKERS
- FRONT: 85"H CLEAR TEMPERED GLASS PANEL + 85" STANDARD DOOR W/ CLEAR GLASS CUT-OUT.
- BACK: 39"H FABRIC PANELS



CANAL WALK



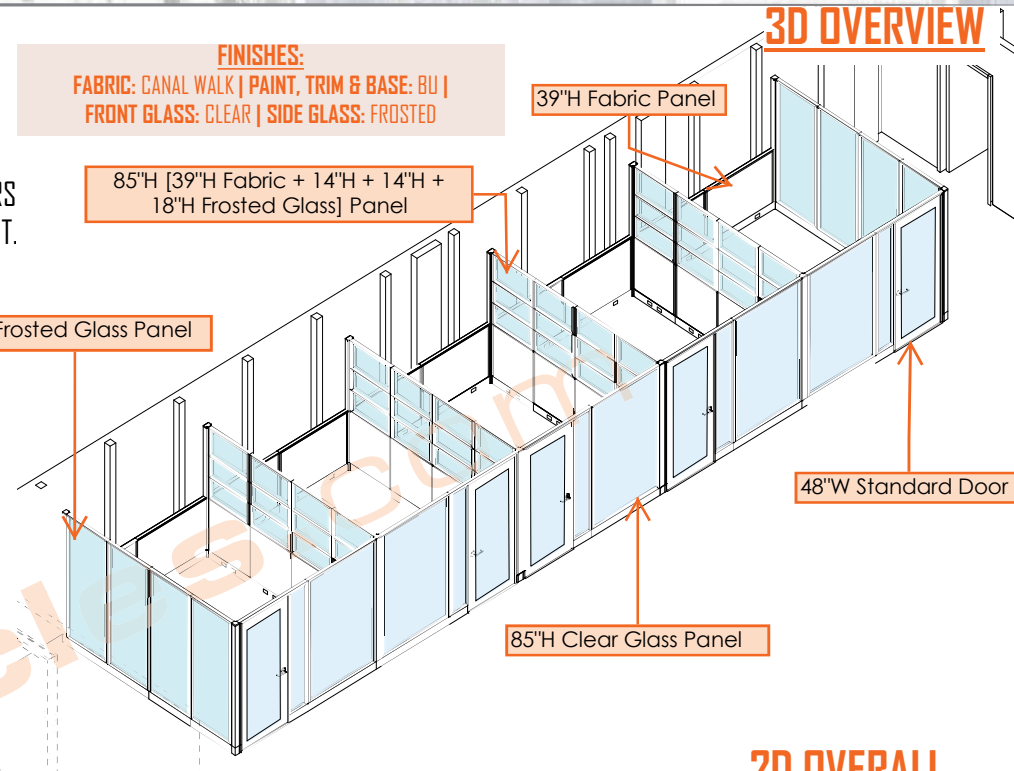
BU



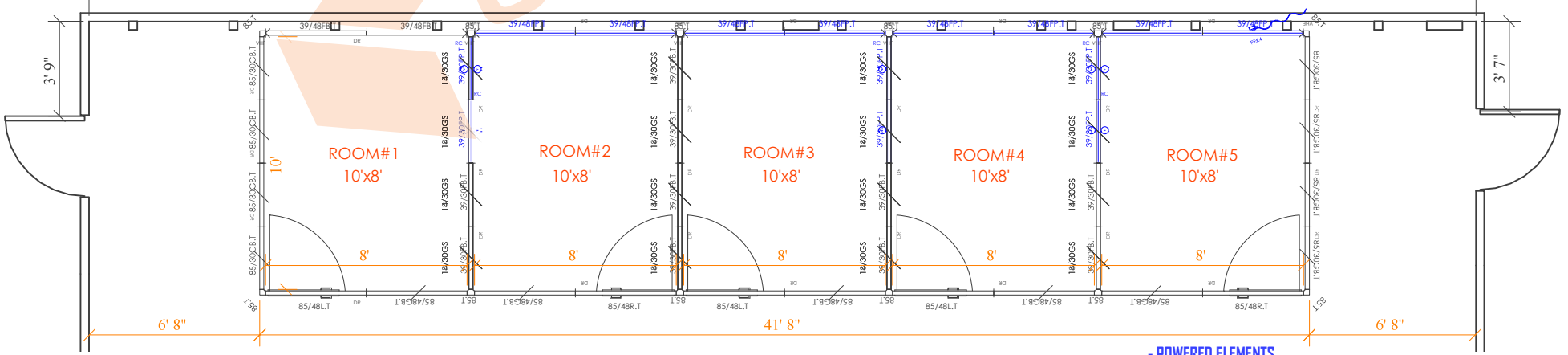
FROSTED GLASS



CLEAR GLASS



2D OVERALL



- POWERED ELEMENTS
- NON-POWERED COMPONENTS
- IMAGES AS REFERENCE. NOT SPECIFIC TO THE PROJECT.
- FURNITURE AND SEATING NOT INCLUDED [AVAILABLE UPON REQUEST]

888-442-8242